

Post-Visit Activity Worksheet

PRIMARY SCHOOL

DUBLINIA

THE HEART OF VIKING AND MEDIEVAL DUBLIN



Can you remember what
you saw at Dublinia?

Viking Dublin

1. A VIKING BURIAL »»→

At Dublinia you saw a Viking Warrior being buried in a grave. Two items were buried with him. Can you remember what they were?

A warrior was killed in battle and was buried by his friend. What was he buried with?



2. A VIKING WHARF »»→

Your tour guide at Dublinia showed you a Viking workshop and told you about the various crafts and skills that Vikings would have had.

A. Name two crafts or skills that Vikings mastered.

B. What craft would you be most interested in learning to make?

3. A VIKING HOUSE »»→

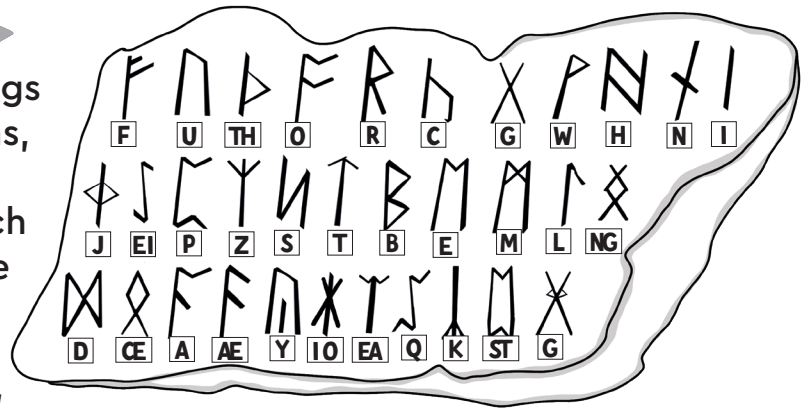
In the Viking house, you learned how the Vikings built their houses. They built them from wooden posts and mud. This technique was called 'wattle and daub'. A line of wooden posts was stuck into the ground. Twigs and branches were woven between them to make it strong. The walls were covered with mud and even animal dung! This kept the house warm, but it probably smelled too.

Look at the picture of the Viking house below. Circle the five objects that do not belong.



4. VIKING RUNE LETTERS ➡➡➡

In Dublinia, you learned that the Vikings lived in a time before people had pens, pencils or even paper. They had their own alphabet called the Futhark which was different to ours. The letters were called Runes.



Using the Futhark alphabet opposite, write 'The Norse are cool' in Rune letters.

5. VIKING OBJECTS ➡➡➡

Your tour guide will have pointed out some strange looking objects the Vikings used.

Use the word boxes and hints to write down what you think these objects were used for in Viking times.


Bearing Dial

Shackles

Loom

Quern Stone

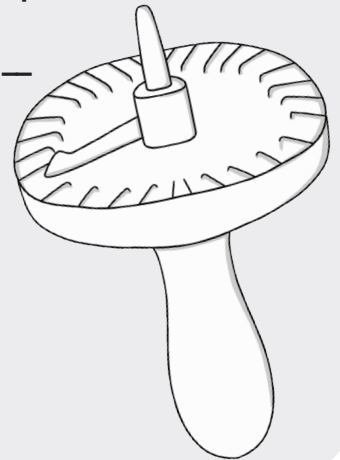
A.



There was a lady making something with this.

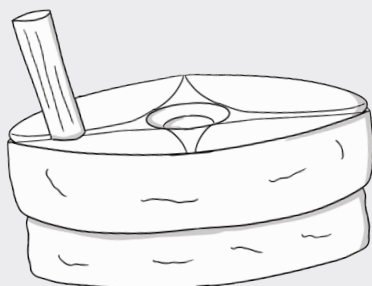
B.

This was helpful to sailors on a ship.

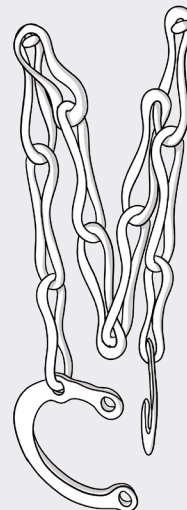


C.

You saw a girl using this in the Viking house.



D.




You wouldn't like to have these around your neck.

Medieval Dublin

1. THE MEDIEVAL STREET

Remember the street you saw in Dublinia? The houses were two storeys high and were packed tightly together.

Circle the 4 things in the medieval street which do not belong there.



2. DEATH AND DISEASE

In the Death and Disease exhibition, you learned that some people died from The Black Death. This deadly plague was brought by fleas living on rats.

Answer the questions below:

A. What was the Black Death?

- A heavy metal band
- A deadly sickness
- A new movie

B. Can you guess how big a flea was?

- The size of a small car
- The size of a euro coin
- Almost too small to see



C. Can you remember how people who had the plague looked?

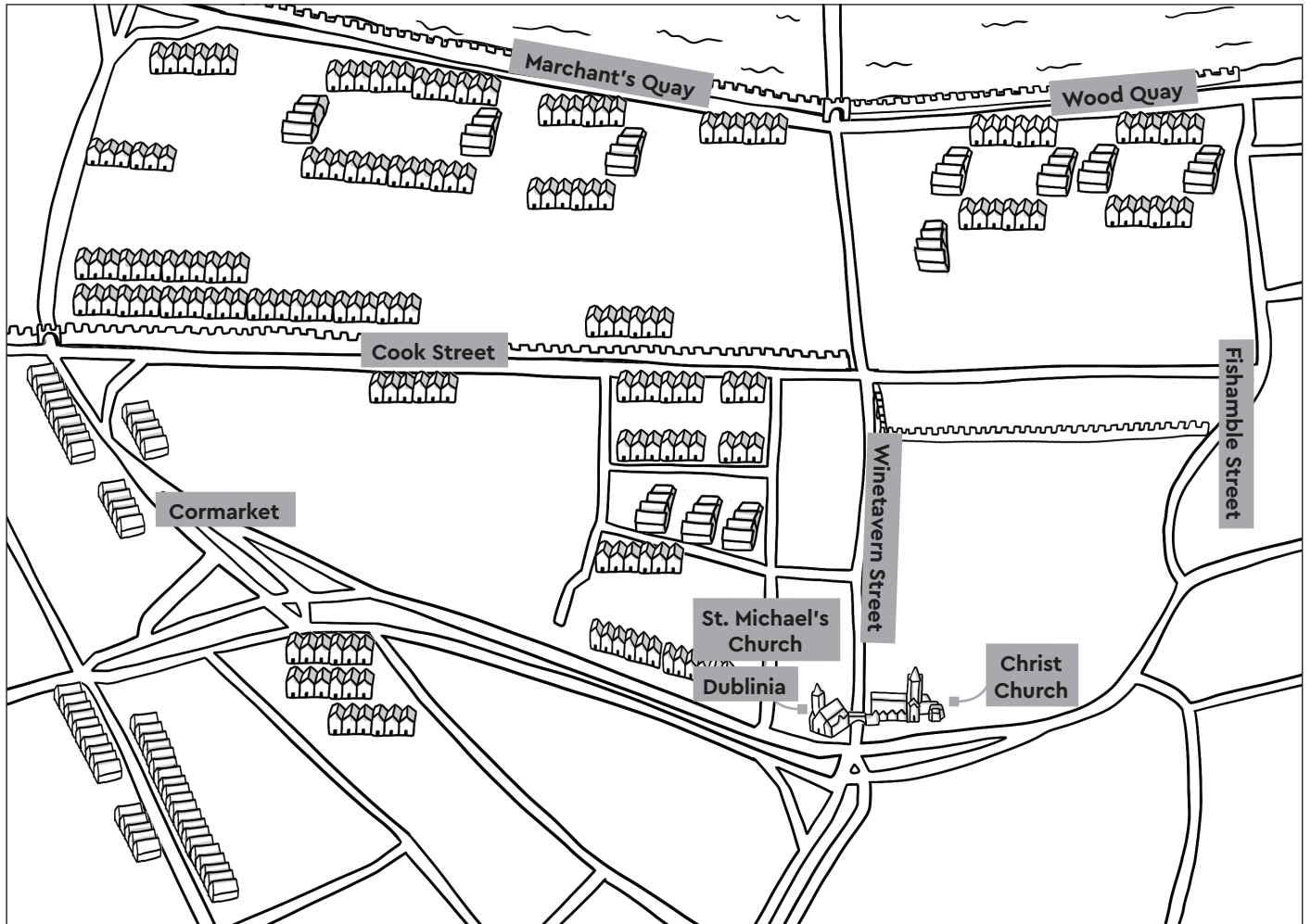
- They had boils on their bodies
- They looked pretty happy actually
- They had green hair and blue noses



5. SCALE MODEL OF DUBLIN

Look at the map, then read the sentences below. Each sentence describes activity which happened on a street.


Using the map write the street name you think matches the description.



- A. Wine and beer were sold on this street _____
- B. Fish sellers would bring their catch to sell on this street _____
- C. Bakers and cooks had their ovens on this street _____
- D. There was a market held here _____

6. THINK SPOT - LIVING IN THE MEDIEVAL TOWN


You walked through a medieval street, saw what medieval people ate and how they looked and even played some games at the fair. Think about the computer games, mobile phones and technology you use today. Medieval people did not have any of these.



Write 3 reasons why you would or would not have liked to live in Medieval Dublin.

- A. _____
- B. _____
- C. _____

7. EXTRA CHALLENGE - THE VIKINGS vs THE ANGLO-NORMANS



Look at the two characters – one is a Viking warrior and the other is an Anglo-Norman soldier.

Write two differences you see between their weapons and armour.

- A. _____
- B. _____




The Past Today

1. AN EXCAVATION SITE

You learned that archaeologists have a special job digging in the ground to uncover artefacts.

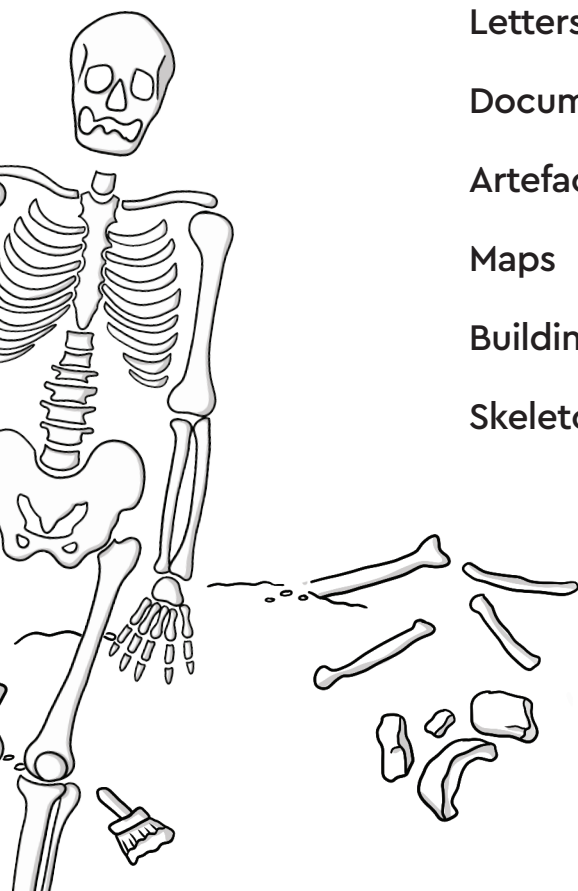
Write two sentences on what is happening here. In this picture archaeologists are:



2. EVIDENCE

During your visit to Dublinia you saw that there are lots of different types of evidence.

Complete the word search and find all the different types of evidence there is.



Letters

Documents

Artefacts

Maps

Buildings

Skeletons

| | | | | | | | | | |
|---|---|---|---|---|---|---|---|---|---|
| S | J | R | A | I | L | Y | R | A | M |
| T | K | A | J | M | B | U | F | R | I |
| F | L | E | T | T | E | R | S | T | K |
| Y | M | F | L | X | R | T | Y | E | L |
| M | A | B | N | E | A | X | B | F | A |
| A | P | V | T | J | T | V | S | A | I |
| X | S | S | G | K | E | O | Q | C | K |
| S | D | O | C | U | M | E | N | T | S |
| N | V | C | T | D | X | S | H | S | C |
| B | U | I | L | D | I | N | G | S | T |

3. YOUR TURN

In Dublinia we also saw a Viking axe. Now it's your turn to think like an archaeologist. Pick an object in your

classroom, or in your school bag. Swap your object with the person sitting next to you, but don't let them see what it is!

What can you discover about the object without looking at it? Does the feel of the object reveal what it is? Fill out this archaeologist's report card about your object.


Archaeologist's Report Card

How does it feel when you touch it? Rough, smooth?

What is the object made of?

What could it be used for?

Do you think a person made it or was it made in a factory?



Finally, archaeologists record their artefacts by drawing them. Draw your object here and stick it to the back of your history copybook.

